



CBLV HEAVY DUTY VERTICAL BIKE LOCKER

A single-door vertical locker provides a space-saving Security Level A parking facility for one bike. Vertical parking reduces the horizontal footprint, making it ideal for tight spaces. Designed for quick and easy assembly, it offers several locking options. Available in galvanised or colour powder-coated finishes, these heavy-duty lockers use higher specification materials and are suitable for both outdoor and indoor applications.

This bike locker is AS2890.3 (2015) compliant

Quality & Durability

Capacity

- Provides secure storage for one bicycle
- Can be mounted in a line for multiple bike installs

Construction

- Robust construction

Fixings

- Stainless steel anchor bolts fixed to ground
- Stainless steel screws for assembly

Assembly

- Supplied flat packed and partially assembled for full assembly and quick mounting on site

Locking

- Secure 3 point door locking mechanism
- Key Option – supplied with individual keys for each locker door
- Latch Option – allows user supplied U lock or padlock
- Electronic Option – battery powered key pad

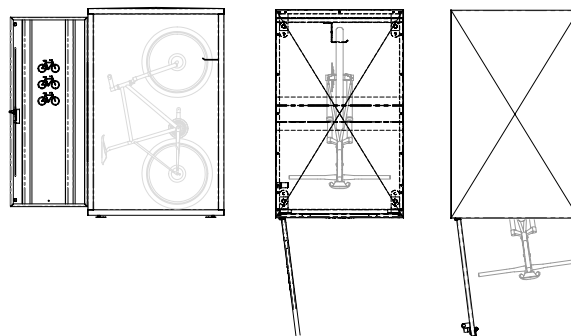
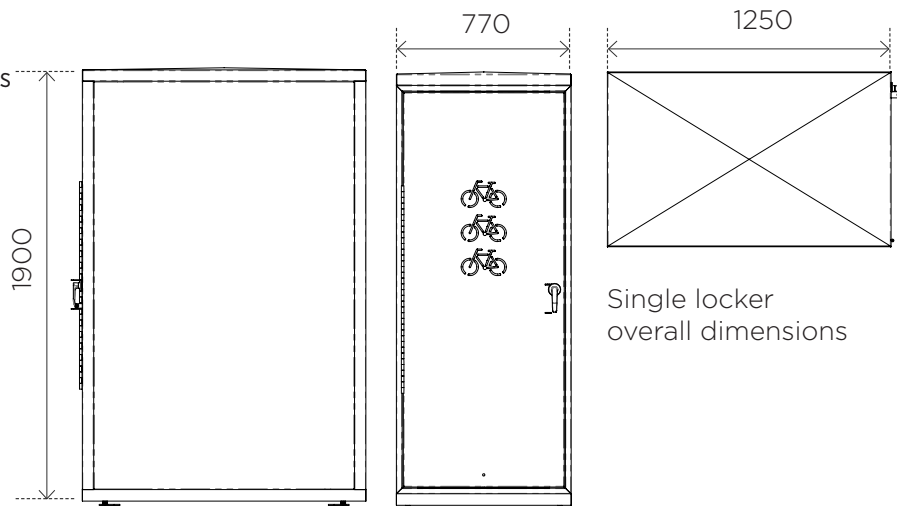
Ideal for

- Shopping centres
- Schools
- Streetscapes
- Parkscapes
- Universities
- Public transport stations

Finishes

- HDG steel frames
- Powder Coated 1.5mm galvanised steel panels
- Option – powder coating of complete locker (frames and panels)

Specifications



Bike access and storage

Bicycle stored securely inside locker in vertical orientation
 Easy access to store and remove bicycle
 Individual locking of each installed locker
 Locker includes internal hooks for holding bike in vertical orientation and also for helmet and bag hanging

To comply with AS2890.3 (2015) minimum 2000mm aisle spacing between lockers or to wall or obstructions is required.

Contact us today

Freephone 0508 4 URBAN or visit urbaneffects.co.nz



CBLV HEAVY DUTY VERTICAL BIKE LOCKER

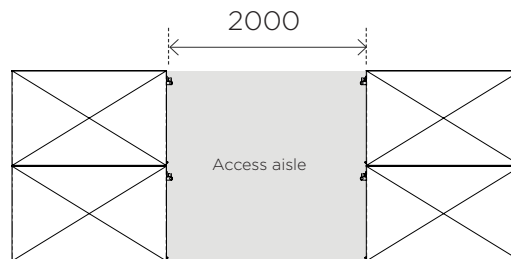
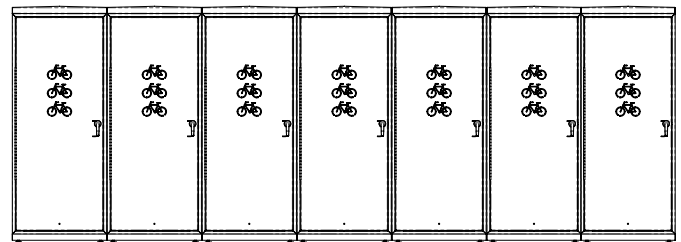
A single-door vertical locker provides a space-saving Security Level A parking facility for one bike. Vertical parking reduces the horizontal footprint, making it ideal for tight spaces. Designed for quick and easy assembly, it offers several locking options. Available in galvanised or colour powder-coated finishes, these heavy-duty lockers use higher specification materials and are suitable for both outdoor and indoor applications.

This bike locker is AS2890.3 (2015) compliant

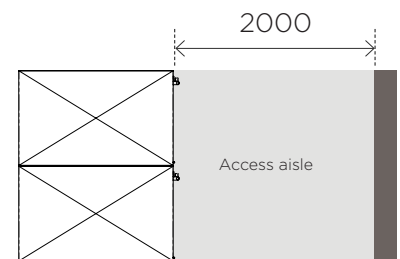
Specifications

Single or Multiple install of lockers

Lockers can be installed either as a single locker or next to each other in rows, in multiples as required



Minimum 2000mm aisle spacing between lockers



Minimum 2000mm aisle spacing between lockers and wall or obstructions



Other CBL Bike Lockers...

- CBL1 Light Duty Bike Locker
- CBL1 Heavy Duty Bike Locker
- CBL2 Light Duty Bike Locker
- CBL2 Heavy Duty Bike Locker
- CBLV Light Duty Vertical Bike Locker
- CBL-DT Class A Double Tier Bike Locker

To explore the complete Bike & Scooter Racks solutions, visit our website.

Contact us today

Freephone **0508 4 URBAN** or visit urbaneffects.co.nz