



CBL2 LIGHT DUTY BIKE LOCKER

Two doors and a secure divider provide Security Level A parking facilities for 2 bikes, making this the most cost-effective option per bike space. Designed for quick and easy assembly, it offers several locking options. This light-duty version of the original CBL2 is suitable for indoor applications to reduce costs.

This bike locker is AS2890.3 (2015) compliant

Quality & Durability

Capacity

- Provides secure storage for two bicycles
- Can be mounted in a line for multiple bike installs

Construction

- Light duty

Fixings

- Stainless steel anchor bolts fixed to ground
- Stainless steel screws for assembly

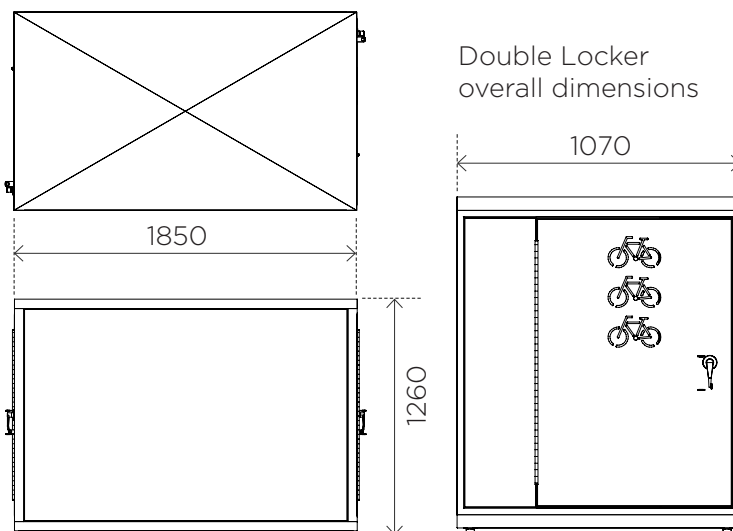
Assembly

- Supplied flat packed and partially assembled for full assembly and quick mounting on site

Locking

- Secure 3 point door locking mechanism
- Key Option – supplied with individual keys for each locker door
- User Option – “u lock” or padlock option
- Electronic Option – battery powered key pad

Specifications

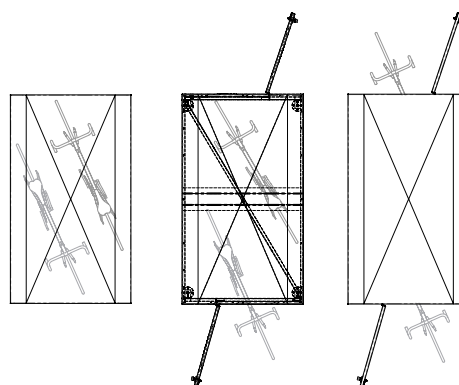


Ideal for

- Shopping centres
- Schools
- Streetscapes
- Parkscapes
- Universities
- Public transport stations

Finishes

- HDG steel frames
- 1.0mm galvanised steel panels
- Option – powder coated panels (on request)



Bike access and storage

Bicycles stored individually and separated by secure internal wall
Independent access to each bicycle and locking of each door
Both sides include internal hooks for helmet and bag hanging

To comply with AS2890.3 (2015) minimum 2000mm aisle spacing between lockers or to wall or obstructions is required.

Contact us today

Freephone 0508 4 URBAN or visit urbaneffects.co.nz



CBL2 LIGHT DUTY BIKE LOCKER

Two doors and a secure divider provide Security Level A parking facilities for 2 bikes, making this the most cost-effective option per bike space. Designed for quick and easy assembly, it offers several locking options. This light-duty version of the original CBL2 is suitable for indoor applications to reduce costs.

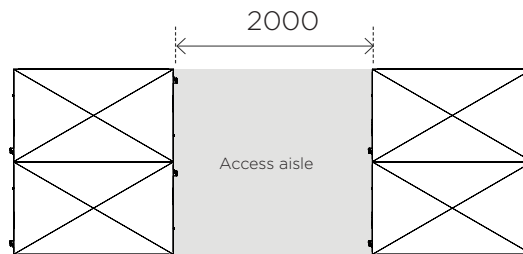

This bike locker is AS2890.3 (2015) compliant

Specifications

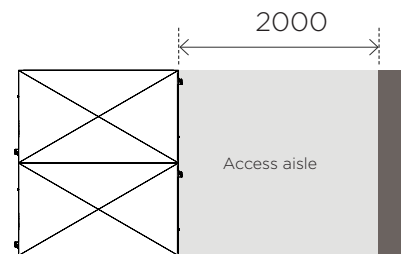


Single or Multiple install of lockers

Lockers can be installed either as a single locker or next to each other in rows, in multiples as required



Minimum 2000mm aisle spacing between lockers



Minimum 2000mm aisle spacing between lockers and wall or obstructions



Other CBL Bike Lockers...

- CBL1 Light Duty Bike Locker
- CBL1 Heavy Duty Bike Locker
- CBL2 Heavy Duty Bike Locker
- CBLV Heavy Duty Vertical Bike Locker
- CBLV Light Duty Vertical Bike Locker
- CBL-DT Class A Double Tier Bike Locker

To explore the complete Bike & Scooter Racks solutions, visit our website.

Contact us today

Freephone 0508 4 URBAN or visit urbaneffects.co.nz