



## Legend Epic Straight Seat

Designed and crafted by Urban Effects, the **Legend Collection** heroes New Zealand design ingenuity to set the benchmark in stylish, sustainable seatings for parks and public spaces.

Modular design at its finest, the Legend Collection can be configured in myriad of ways, and fashioned to suit every space and purpose.



Customisation available



Part of a range



Lifetime Structural Warranty

### Quality & durability

- Sleek alloy frames ensure durability
- Hardwood Timber slats
- Surface mount (inground mount also available)
- Options for armrests and backrests are available
- Available with Qi charging options (Options include mainsfeed or standalone solar)
- Available with LED lighting options
- Concealed fixings

### Ideal for

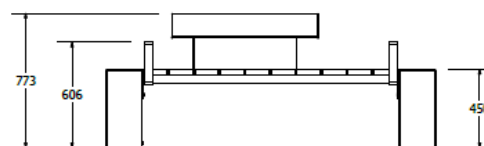

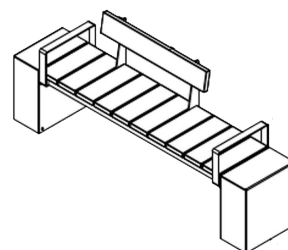
- Any metropolitan or natural setting
- Parks
- Shopping centres
- Streetscapes
- Education

### Finishes available

- Hardwood Timber slats and Aluminium ends powdercoated in colour.

*\*A wide range of colours are available to suit your desired colour scheme.  
\*All options above need to be discussed prior to purchase.*

### Specifications



### Other products in the Legend Collection

- Legend Straight Bench
- Legend Straight Bench Double
- Legend Straight Bench w/ under bench LED lighting
- Legend Straight Bench w/ planter
- Legend Straight Seat
- Legend Straight Seat Double
- Legend Straight Seat w/ planter
- Legend Curved Bench
- Legend Curved Bench Double
- Legend Curved Seat
- Legend Curved Seat Double
- Legend Square Block Seat
- Legend Square Planter

To explore the complete Legend Collection range, visit our website.

Contact us today

Freephone **0508 4 URBAN** or visit [urbaneffects.co.nz](http://urbaneffects.co.nz)